

EPA DOT Fuel Economy and Environment



Gasoline Vehicle

Fuel Economy


27 MPG
combined city/hwy

Small SUVs range from 14 to 129 MPG.
The best vehicle rates 132 MPG.

24 city
31 highway

3.7 gallons per 100 miles

You spend
\$250
more in fuel costs
over 5 years
compared to the
average new vehicle.



This vehicle emits 332 grams CO₂ per mile. The best emits 0 grams per mile (tailpipe only). Producing and distributing fuel also create emissions; learn more at fueleconomy.gov.

Actual results will vary for many reasons, including driving conditions and how you drive and maintain your vehicle. The average new vehicle gets 28 MPG and costs \$8000 to fuel over 5 years. Cost estimates are based on 15000 miles per year at \$2.95 per gallon. MPGe is miles per gasoline gallon equivalent. Vehicle emissions are a significant cause of climate change and smog.

fueleconomy.gov

Calculate personalized estimates and compare vehicles



10-year
100,000-mile
LIMITED POWERTRAIN WARRANTY

10 YEAR / **100,000** MILE
POWERTRAIN
7 YEAR / **100,000** MILE
ANTI-CORROSION/PERFORATION
5 YEAR / **UNLIMITED** MILE
BUMPER-TO-BUMPER
ROADSIDE ASSISTANCE

*See participating Retailer for Limited Warranty and Roadside Assistance terms and conditions.

GOVERNMENT 5-STAR SAFETY RATINGS

This vehicle has not been rated by the government for overall vehicle score, frontal crash, side crash, or rollover risk.

Source: National Highway Traffic Safety Administration (NHTSA).
www.safercar.gov or 1-888-327-4236

Parts Content Information


For vehicles in this carline:

U.S./Canadian Parts Content: **3%**
Foreign Parts Content: **JAPAN 88%**

For this vehicle:

Final Assembly Point: **OKAZAKI, JAPAN**
Country of Origin: **JAPAN**
Engine: **JAPAN**
Transmission: **JAPAN**

Note: Parts content does not include final assembly, distribution, or other non-parts costs.



MITSUBISHI
MOTORS

Total Additional Equipment: **MSRP*: \$30,645.00**
\$1,665.00

Subtotal: **\$32,310.00**

Destination/Handling: **\$1,345.00**

Total MSRP*: **\$33,655.00**

*MSRP (Manufacturer's Suggested Retail Price)

Additional Equipment

Red Diamond Paint **\$595.00**

Full Tank of Gas

INCLUDED

Mitsubishi Connect Subscriptions

INCLUDED

- 24-month trial from the date of vehicle delivery (mobile app enrollment required)
- Safeguard Services
- Remote Services

Remove Smartphone Wireless Charging

-\$50.00

Accy Tonneau Cover

\$200.00

Hood Badge, Chrome

\$125.00

- Hood Emblem, Chrome

Welcome Package

\$175.00

- Carpeted floor mats and portfolio
- Touch Up Paint Pen
- Center Console Tray Mat

All-Weather Essentials

\$225.00

- All weather floor mats
- Reversible cargo mat

Protection Value Package

\$395.00

- Front and rear mudguards
- Rear bumper step protector
- Scuff plates
- Roadside Assistance Kit

2023 OUTLANDER SE 2.5 2WD

4-DOOR SUV

RED DIAMOND / BLACK

2.5L DOHC 4-CYLINDER DIRECT-INJECTION
CONTINUOUSLY VARIABLE TRANSMISSION
50-STATE EMISSIONS STANDARD



MITSUBISHI
MOTORS

Mechanical Features

- 2.5L DOHC 4-cylinder Direct-Injection
- 8-Speed Continuously Variable Transmission (CVT)
- Shift by wire
- Paddle shifters

Exterior Features

- LED low and high beam headlights
- LED fog lights
- LED daytime running lights
- Automatic headlights
- Silver front and rear bumper lower trim
- Body-colored side mirrors w/ LED turn indicators
- Power folding side mirrors
- Heated side mirrors
- Front variable intermittent wipers w/integrated washers
- Front rain-sensing wipers
- Power liftgate with adjustable height
- Rear window defroster with timer
- Capless fuel filler
- Body-colored rear spoiler with LED high-mount stop light
- SE badge
- 20-inch two-tone alloy wheels
- P255/45 R20 all-season tires
- Tire repair kit

Interior Features


- Leather-wrapped steering wheel
- Leather-wrapped shift knob
- Gloss black shift panel
- Synthetic leather door insert
- 8-way power adjustable driver seat
- Heated front seats
- Synthetic leather suede seating surfaces
- 40:20:40 split type 2nd row seat with folding function
- 7 Passenger seating
- 9.0" Navigation system with Smartphone-link Display Audio (SDA)
- Wireless Apple CarPlay®
- Google Android Auto
- SXM All Access and SXM Traffic & Travel Link with 90-day subscription
- 7.0" Multi-information display
- HD Radio®
- 6 speakers
- Smartphone wireless charger
- Bluetooth® wireless technology
- Steering wheel audio and phone controls
- Steering wheel voice recognition control
- Rear 1x USB-C and 1x USB-A
- Front 1x USB-C and 1x USB-A
- Multi-view camera system
- Drive mode selector (Tarmac, Gravel, Snow, Normal, Eco)
- Dual-zone automatic climate control

Convenience Features

- Seatbelt reminder for all seating positions
- Child safety rear door locks
- Anti-theft alarm system
- Anti-theft engine immobilizer
- Rear seat alert

Visit us at www.mitsubishicars.com

Cumulative Accessory Weight is **34.8 lbs**



VIN : JA4J3UA81PZ015100

Method of Transport: TRUCK
Plant/Port of Entry: BALTIMORE, MD
Route Code : TAR

Cumulative Accessory Weight is **34.8 lbs**

Gasoline, license and title fees, applicable federal, state and local taxes and dealer and distributor installed options and accessories are not included in the manufacturer's suggested retail price. This label has been applied to this vehicle pursuant to federal law and cannot be moved or altered prior to delivery to the ultimate purchaser.